




Trick-or-Treat Bag Templates

8 TEMPLATES TO USE FOR YOUR TRICK-OR-TREAT BAG!


Print the templates you want to use for your bag design, cut them out and use them to trace onto your canvas tote bag using a pencil. You can then use acrylic paint or fabric markers to color in your design. To make it glow in the dark you can use either use the colored glow in the dark acrylic paint or outline the design with natural color glow in the dark puffy paint! Have FUN

SPOOKY



Happy

Fall






TRICK OR

TREAT




TRICK OR

TREAT




Boo!





TRICK


OR



TREAT



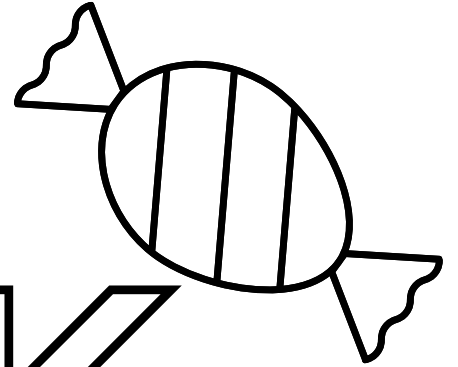
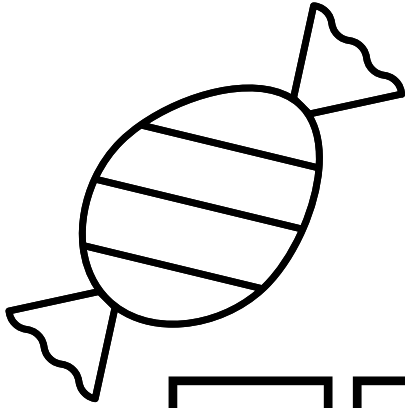
TRICK



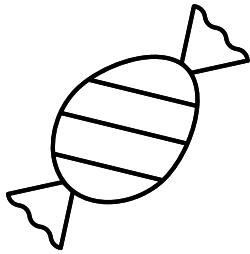
OR

TREAT






TRICK



OR



TREAT

